



REFURBISHMENT SIKA TECHNOLOGY AND CONCEPTS FOR HYDROPHOBIC IMPREGNATIONS

A photograph of a modern building with a textured, light-colored concrete facade. The building features a prominent overhang and a series of steps leading up to it. The steps are made of dark, weathered metal and are filled with green grass, creating a green roof effect. The sky is blue with some light clouds. The overall aesthetic is clean and architectural.

INVISIBLE PROTECTION YOU CAN TRUST

Architects and designers are more and more creating beautiful structures that are left with the original building material like concrete, brick or stone. However, for these structures water is often a threat as it brings many deleterious elements, such as chlorides and dirt into the porous substrates.

Using a hydrophobic impregnation on these buildings and civil engineering structures can efficiently support the protection of the assets from water damage; even without altering the aesthetics of the original structures.

CONTENT

04 What is a Hydrophobic Impregnation?

05 How does it work?

06 Why to use a Hydrophobic Impregnation?

07 Technologies and Characteristics

08 General Requirements and the Appropriate Types of Technologies

10 Standards and Specifications – Examples

11 Specific Requirements for Different Types of Structures

12 The Process of ensuring Quality

13 Sika Competence in Complete Concrete Protection

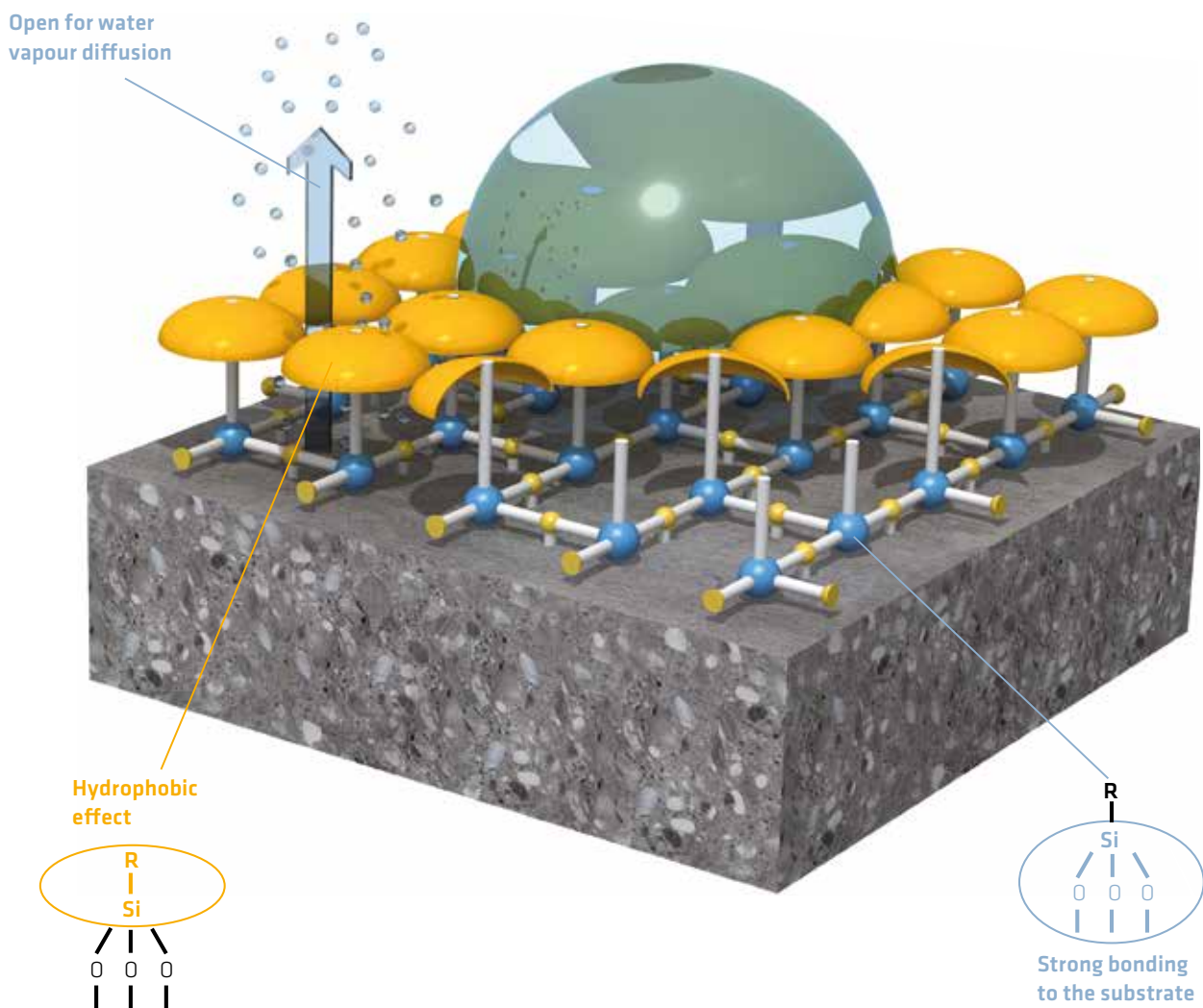
14 Sika brings Added Value

16 Sikagard® Hydrophobic Impregnation Range

18 Sika Application Engineering for Cost Performance Optimization

WHAT IS A HYDROPHOBIC IMPREGNATION?

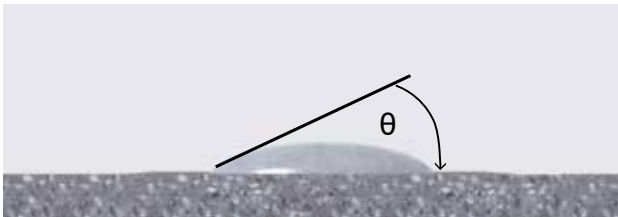
A HYDROPHOBIC IMPREGNATION IS a surface applied, invisible, non-film forming protection system, that can very effectively increase the durability of a concrete structure. Due to the small size of the mono-molecular layer, there is little or no change in aesthetic appearance of the structure. Compared to film forming coating systems, the surface applied hydrophobic impregnations penetrate the surface pores and capillaries, so that they are internally lined but not filled. Hydrophobic impregnation treatments change the surface tension of mineral substrates such as concrete, render and brickwork; this produces a water-repellent surface to keep water and aggressive water soluble salts out, such as chlorides and sulphates.



HOW DOES IT WORK?

HYDROPHOBIC EFFECT

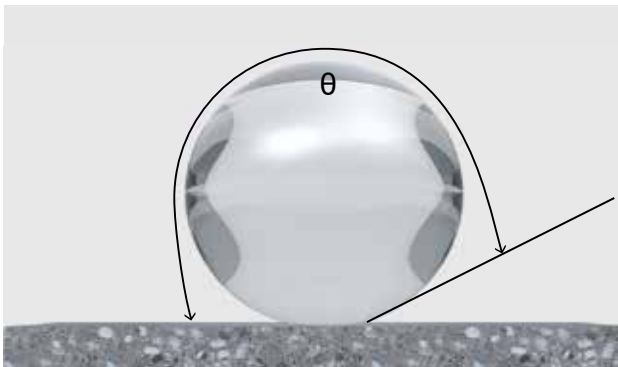
The surface tension of a non treated mineral substrate is higher than that of liquid water. Therefore, the attraction from the substrate to the water is also higher than the inter-attraction of the water molecules. This results in the absorption of the water by the mineral substrate.



Hydrophilic material

$\theta \rightarrow 0^\circ$

The presence of the hydrophobic impregnation in the pores at the surface of the substrate reduces the surface tension significantly. The inter-molecular attraction of the water molecules is then much higher than the attraction of the water into the substrate. This results in the surface repelling the water.

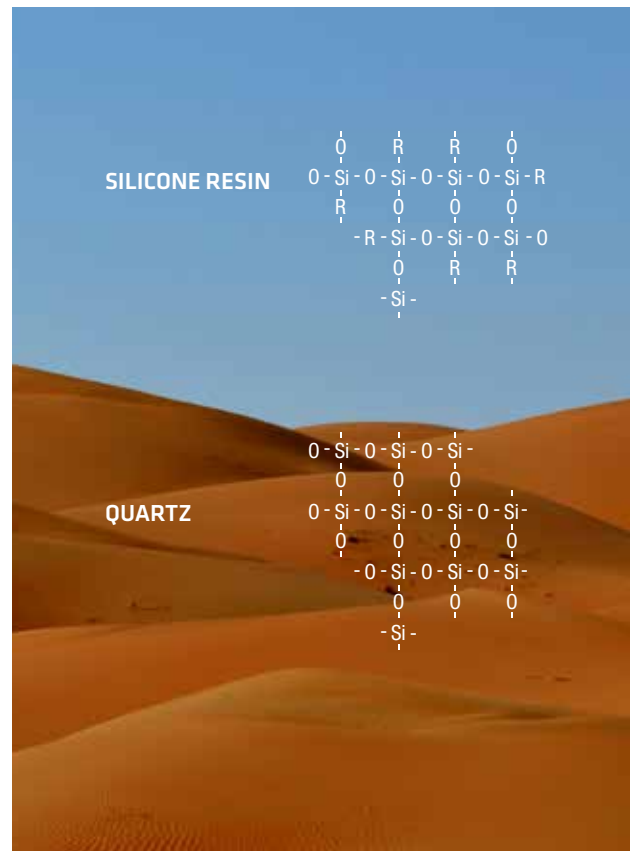


Hydrophobic material

$\theta \rightarrow 180^\circ$

STRONG BONDING TO THE SUBSTRATE

The silicone resin network produced by this application is very similar to quartz. The only difference is the organic group R, which is responsible for the water repellent properties. This similarity between these chemical structures helps to explain the extremely durable bond to most mineral substrates.



WHY TO USE A HYDROPHOBIC IMPREGNATION?

IN BUILDINGS AND CIVIL ENGINEERING STRUCTURES, water should generally be kept out and away to prevent deterioration and damage, with subsequent loss of value and/or function. In addition to the problems of water penetration and damp, water ingress can also bring many other deleterious soluble materials into the substrates, including salts such as chlorides and sulphates, plus other aggressive influences. There are therefore several different reasons for using a hydrophobic impregnation:

DURABILITY ASPECTS



- To prevent further damage to the substrate from freeze/thaw attack and alkali silica reaction (ASR) etc. by preventing the ingress of water.
- To prevent further damage to the steel reinforcement by limiting the substrate water content and / or other aggressive salts ingress to the structure.
- To provide increased protection as a hydrophobic primer underneath a protective coating treatment; because if there are cracks or defects in the coating due to surface defects, then the hydrophobic impregnation prevents the future penetration of water and soluble aggressive agents in the areas of the crack or defect.

AESTHETIC / COMFORT ISSUES



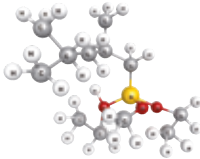
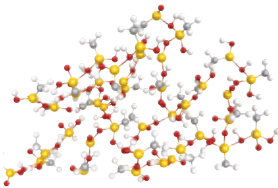









- To protect the structure without changing the visual aspects (e.g. for landmark structures)
- To reduce the extent of efflorescence or salt damage
- To reduce the growth of micro-organisms on the surface (algae, moss, lichen etc.)
- To reduce the effects of pollution (staining, dirt pick up etc.)
- To improve the thermal insulation, by effectively drying out the external walls

TECHNOLOGIES AND CHARACTERISTICS

Hydrophobic impregnations are generally based on Silanes, Siloxanes, Siliconates, or a blend of these materials. Due to the individual chemistries of these material technologies, each has its own individual features which leads to a very use-




ful and wide range of different characteristics and properties. The table below provides an overview of the main differences between these three technologies.

MATERIAL TECHNOLOGY

	Silane	Siloxane	Siliconate
Molecular structure			
	<ul style="list-style-type: none"> ■ Small (Size: ~ 0.4 - 1.5 nm) 	<ul style="list-style-type: none"> ■ Medium to Large (Size: ~ 3 - 30 nm) 	<ul style="list-style-type: none"> ■ Small (Size: ~ 0.3 - 0.6 nm)
Polarity	Unpolar	Unpolar	Polar
Penetration	<ul style="list-style-type: none"> ■ High (due to small molecule size) 	<ul style="list-style-type: none"> ■ Lower (due to larger molecule size) 	<ul style="list-style-type: none"> ■ Very low (the substrates are also polar)
Type of Material	<ul style="list-style-type: none"> ■ Water dispersed ■ Organic solvent based ■ Pure active chemical 	<ul style="list-style-type: none"> ■ Water dispersed ■ Organic solvent based 	<ul style="list-style-type: none"> ■ Water soluble
Characteristics	<ul style="list-style-type: none"> ■ Alkali resistant ■ High volatility ■ High mobility ■ Highly concentrated ■ No darkening of substrate 	<ul style="list-style-type: none"> ■ Alkali resistant ■ Good water "beading" (water repellent effect) 	<ul style="list-style-type: none"> ■ Not alkali resistant ■ Requires CO₂ for the reaction to take place ■ Good water "beading" (water repellent effect)
Typical Substrates	Concrete & Mortar 	Concrete & Mortar  Bricks  Naturals & Artificial Stones  Tiles 	Bricks  Naturals & Artificial Stones  Tiles 

Note: The information given above and on the next page is in respect of the technology and not directly related to any specific products performance, as this can also vary significantly according to the concentration used, the combination of active ingredients and the carrier type (water or solvent).


GENERAL REQUIREMENTS AND APPROPRIATE TYPES OF TECHNOLOGIES

		MATERIAL TECHNOLOGY		
		Silane Concrete	Siloxane Concrete and others	Siliconate Other substrates
FOR DURABILITY				
	Penetration depth	***	**	-
	Increasing freeze/thaw de-icing salt resistance	***	**	-
	Alkali resistance	***	***	-
	Reduction of aggressive agents ingress (chlorides, sulphates, etc.)	***	*	-
	Reduction of steel reinforcement corrosion	***	*	-
FOR AESTHETICS				
	Risk of darkening the substrate	***	**	***
	Risk of efflorescence	***	***	**
	Protection against moss and algae growth	**	***	***
	UV Resistance	***	***	***
	Water beading (water repelling effect)	**	***	***
	Reduction of dirt pick-up	**	***	***
FOR APPLICATION				
	Volatility of active substance	**	***	***
	High coverage per coat	***	**	**
	Sensitivity to early rain	***	***	-
	Sensitivity to damp substrates	***	**	-
	Material cost	*	**	***


Key: *** Best technology for this criteria, ** Good technology for this criteria, * Non-preferred technology for this criteria, - Not to be used.




STANDARDS AND SPECIFICATIONS – EXAMPLES



Low penetration depth (Class I)



Deep penetration depth (Class II)



Water absorption test



Water vapour transmission test

EUROPE

According to European Standards EN 1504 part 9, hydrophobic impregnations can be used on reinforced concrete structure for:

- Protection against ingress (Principle 1, Method 1.1)
- Moisture control (Principle 2, Method 2.1)
- Increasing resistivity (Principle 8, Method 8.1)

Hydrophobic impregnations shall comply with the European Standards EN 1504 Part 2 that describes the relevant requirements for durability and protection.

The main performance characteristics for all intended uses are:

- Depth of penetration in a specific type of concrete
- Water absorption compared to untreated concrete and resistance to alkalis
- Drying rate

Plus when relevant for weathering and exposure conditions; resistance to freeze / thaw cycles with de-icing salts is an additional performance requirement.

NORTH AMERICA

In the United States of America, there are various standards and guidelines (NCHRP 244, Federal Specification SS-W-110C etc.) that define the different criteria that hydrophobic impregnation products should comply with:

As an example:

In the National Council Highway Research Program Standard:

- Reduction of water absorption compared to an untreated specimen
- Reduction of chloride ion diffusion compared to an untreated specimen

In Canada, there are also performance specifications regarding hydrophobic impregnations, including the Alberta Standard B388 and the Quebec Department of Transport MTQ Standard 3601:

As an example:

In the Alberta Standard B388 the follow requirements are defined:

- Reduction of water absorption after surface abrasion
- Reduction of water absorption after alkali exposure
- Minimum water vapour transmission compared to an untreated specimen

SPECIFIC REQUIREMENTS FOR DIFFERENT TYPES OF STRUCTURES



BRIDGES

- Deep penetration of the hydrophobic impregnation
- Reduction of water absorption
- Reduction of chloride ion diffusion
- High freeze-thaw / deicing salt resistance (when required)
- UV resistance

Recommended Technology:

Silane based (liquid or cream type)



SILOS, CHIMNEYS AND COOLING TOWERS

- Deep penetration of the hydrophobic impregnation
- Reduction of water absorption
- High freeze-thaw resistance (when required)
- UV resistance

Recommended Technology:

Silane or Siloxane based (liquid type)



MARINE STRUCTURES

- Deep penetration of the hydrophobic impregnation
- Reduction of water absorption
- Reduction of chloride ion diffusion
- UV resistance

Recommended Technology:

Silane based (liquid or cream type)



BUILDINGS

- Reduction of water absorption
- Reduction of efflorescence
- Reduction of dirt pick-up
- UV resistance
- Improve thermal insulation

Recommended Technology:

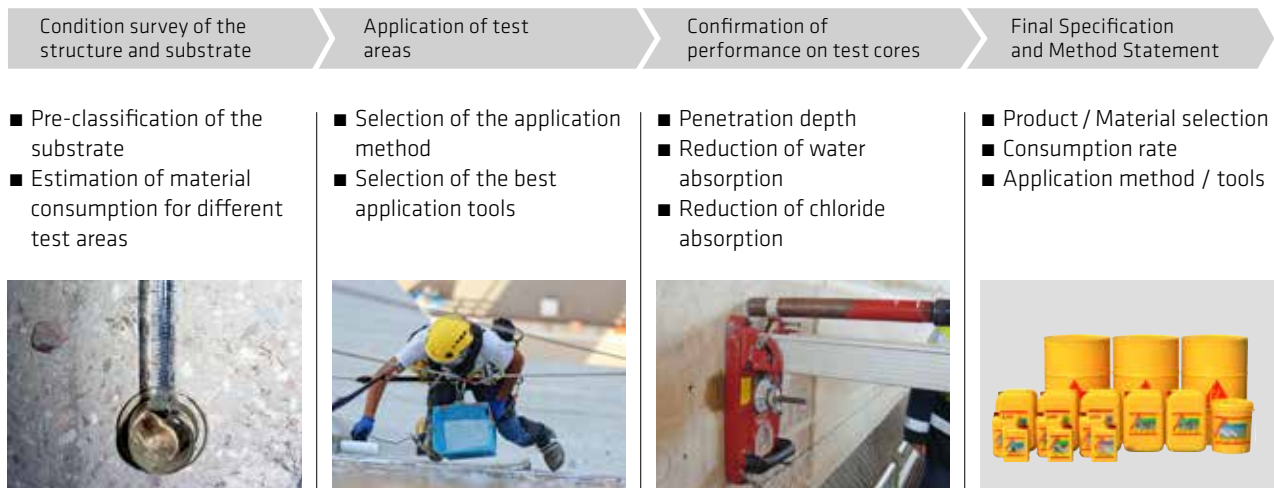
Siloxane (liquid or cream type) or Silicate (liquid type) based

THE PROCESS OF ENSURING QUALITY

PRODUCT EVALUATION AND SELECTION

To define the appropriate material, the consumption required and the best application method for different concrete structures in order to reach their defined performance requirements, test application areas should generally be applied on site. Afterwards, cores should be taken from the test areas to analyze and confirm the actual performance achieved, including the measured penetration depth and the water absorption

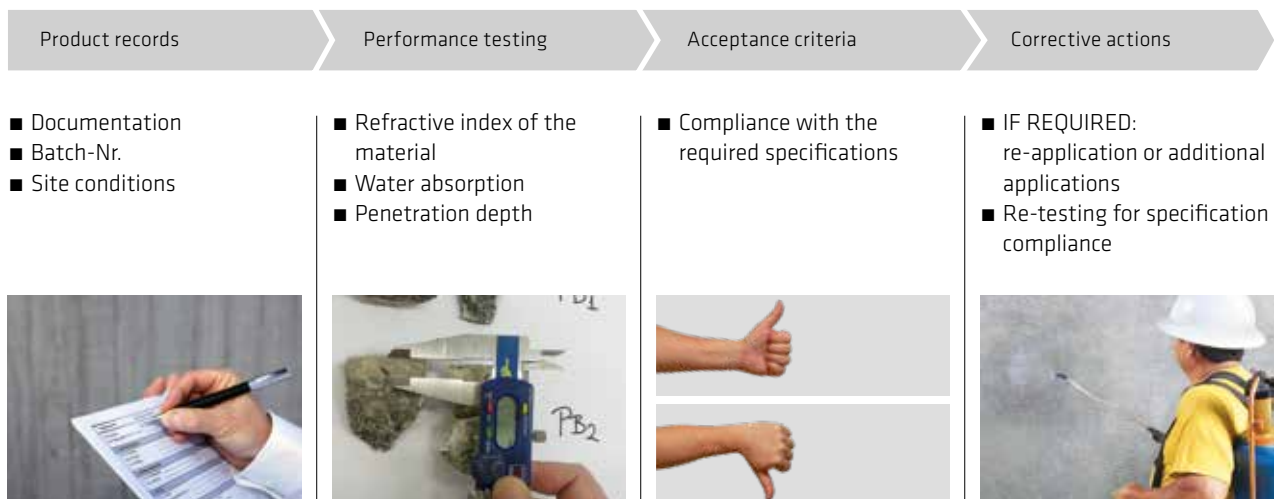
reduction at different depths. All of these results regarding the product type, material consumption rate and application method, can then be used to determine the best cost/benefit ratio and make the specific product selection for each project. This process of evaluation has been applied for the selection of product and consumption required for the maintenance of a bridge in Europe.



ON SITE QUALITY ASSURANCE

Once the specific product and application details have been defined, the necessary Quality Control and Quality Assurance procedures, both during and after the application, also have to

be defined and then carried out, for control and to ensure that the required performance criteria are actually achieved.



SIKA COMPETENCE IN COMPLETE CONCRETE PROTECTION


FULLY COMPATIBLE AND COMPLETE PROTECTION SYSTEMS

Reinforced concrete civil engineering structures are usually designed to last a very long time. However, due to the extreme exposure conditions, with potential concrete damage and reinforcement corrosion related problems, owners and their engineers face considerable challenges to actually achieve this design life. From our considerable expertise and long-term experience, Sika has developed a full range of integrated

concrete protection systems that can address all of the issues related to achieving this required durability. Using hydrophobic impregnations in combination with Sika® FerroGard® corrosion inhibitor technology, Sika is able to provide unique, cost efficient protection systems which will protect the steel reinforcement and the concrete structure as a whole. In general, there are three different levels of these protection systems:

SYSTEM 1:

Durable concrete protection



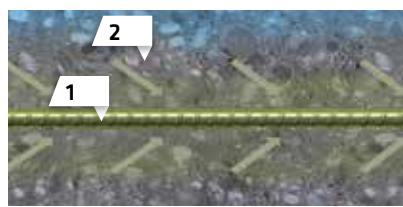
- 1 Sikagard® deep penetrating hydrophobic impregnation

TYPICAL USE

- For exposed concrete structures showing no visible concrete defects (crack width <0.3 mm)

SYSTEM 2:

Durable concrete and reinforcement protection



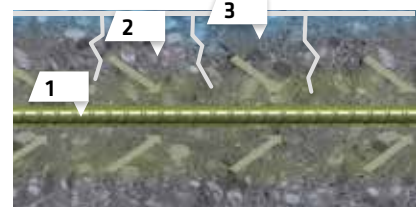
- 1 Sika® FerroGard® corrosion inhibitor
- 2 Sikagard® deep penetrating hydrophobic impregnation

TYPICAL USE

- For severely exposed or weak concrete with a high risk of steel corrosion

SYSTEM 3:

High performance protection for extreme conditions



- 1 Sika® FerroGard® corrosion inhibitor
- 2 Sikagard® deep penetrating hydrophobic impregnation
- 3 Sikagard® protective coating

TYPICAL USE

- For severely exposed or weak concrete with a high risk of cracking



SIKA BRINGS ADDED VALUE

SIKA PROVIDES A DEPTH OF KNOWLEDGE from our 'state-of-the art' technical expertise and global practical experience to produce virtually tailor-made solutions for the protection and repair of buildings and civil engineering structures. This includes fully compatible products and integrated systems to suit almost every project and site requirement. Sika customer advice and support is second to none, from concept, through design and detailing, to practical installation and successful completion on site. This is all based on more than 100 years of experience on large and small projects all over the world.



SIKA – YOUR PARTNER ON SITE

- Global market leader in building and construction chemicals
- Highest technical expertise and practical experience in concrete refurbishment
- Excellent reputation with leading contractors and authorities



SIKA VALUE ENGINEERING AND INNOVATIONS

- High performance integrated products and systems that can boost and improve the efficiency, durability and aesthetics of buildings and other structures – to the benefit of our customers and a more sustainable development
- Sika trained and experienced specialist contractor networks



UNIQUE SIKA SOLUTIONS FOR SPECIAL CONDITIONS

- Solutions for almost all different application requirements and climatic conditions



PROVEN SIKA SYSTEMS AND APPLICATION TECHNIQUES

- Products and systems with extensive internal and external testing and assessment
- Highest international standards of production and quality control

EXAMPLES

COMPLETE DURABLE PROTECTION SYSTEMS FOR FAIR FACED CONCRETE



Landmark or fair faced reinforced concrete structures have to be protected against physical or chemical damage to the concrete and to prevent steel reinforcement corrosion, frequently without changing the aesthetic appearance of the surface. With the widely proven surface applied corrosion inhibitor Sika® FerroGard®-903+, Sika is able to protect steel reinforcement from further corrosion, even in defined chloride contaminated environments. In combination with invisible Sikagard® hydrophobic impregnation, long-term protection of the concrete surface and the steel reinforcement is achieved.

SYSTEM ADVANTAGES:

- Long-term protection without visual changes to the appearance of the structure
- Cost effective concrete and steel reinforcement protection solutions
- Proven products and systems

FULL SYSTEM COMPATIBILITY - GUARANTEED



The protective capabilities of rigid coatings for concrete structures will fail when new cracks appear or existing cracks move and open, or if they are applied over surface defects that have not been rectified with appropriate pore sealers before the coatings application. To prevent damage due to the subsequent ingress of aggressive agents, a Sikagard® hydrophobic impregnation can be applied as a primer. Sika has tested and proven the compatibility of all of these combinations of our products, including Sika® FerroGard® corrosion inhibitors, Sikagard® hydrophobic impregnations and Sikagard® protective coatings.

SYSTEM ADVANTAGES:

- Full system solution: All from one supplier
- Security from the full system compatibility: No negative surprises on site
- The combination of a Sikagard® hydrophobic impregnation and protective coating is a very cost effective solution e.g. in areas where the application of pore sealers is difficult or too costly

Sikagard® HYDROPHOBIC IMPREGNATION RANGE



DESCRIPTION	TYPICAL USE
Sikagard®-705 L	
<ul style="list-style-type: none"> ■ Silane based (liquid type) ■ Solvent free ■ Low VOC content ■ Fast absorption 	<ul style="list-style-type: none"> ■ Concrete structures ■ New and repair works ■ Application is possible on "green" concrete ■ Also used as a primer for coatings
Sikagard®-706 Thixo	
<ul style="list-style-type: none"> ■ Silane based (cream type) ■ Water based emulsion ■ High coverage per coat ■ Low VOC content ■ Efficient application 	<ul style="list-style-type: none"> ■ Concrete structures ■ New and repair works ■ Easy overhead application ■ Application is possible on "green" concrete ■ Also used as a primer for coatings
Sikagard®-704 S	
<ul style="list-style-type: none"> ■ Silane/Siloxane blend ■ Fast absorption 	<ul style="list-style-type: none"> ■ Concrete structures ■ New and repair works ■ Also used as a primer for coatings
Sikagard®-740 W	
<ul style="list-style-type: none"> ■ Silane based ■ Water based emulsion ■ Low VOC content 	<ul style="list-style-type: none"> ■ Concrete structures ■ New and repair works ■ Also used as a primer for coatings



DESCRIPTION	TYPICAL USE
Sikagard®-730 Concrete Protect Plus	
<ul style="list-style-type: none"> ■ Siloxane based (cream) ■ One-single coat ■ Efficient application 	<ul style="list-style-type: none"> ■ Mixed concrete / masonry structures ■ High protection ■ Suitable for wide variety of substrates (concrete, render, natural and artificial stones, brickwork, etc.) ■ Also used as primer for coatings
Sikagard®-700 S	
<ul style="list-style-type: none"> ■ Siloxane based ■ Fast absorption 	<ul style="list-style-type: none"> ■ Multi-purpose hydrophobic impregnation ■ Suitable for wide variety of substrates and structures (concrete, render, natural stone, brickwork etc.) ■ Also used as a primer for coatings
Sikagard®-703 W	
<ul style="list-style-type: none"> ■ Siloxane based ■ Water based emulsion ■ Low VOC content 	<ul style="list-style-type: none"> ■ Multi-purpose hydrophobic impregnation ■ Suitable for wide variety of substrates (render, natural stone, brickwork etc.) ■ Also used as a primer for coatings
Sikagard®-71 W	
<ul style="list-style-type: none"> ■ Siliconate based ■ Water based solution ■ Low VOC content 	<ul style="list-style-type: none"> ■ Hydrophobic impregnation designed for non alkaline mineral substrates (bricks, terracotta, natural stone etc.)

FOR CONCRETE STRUCTURES

Product	Environmental issues	Long-term durability	Resistance to freeze/thaw & deicing salts	Penetration Depth	
				Class II (≥10 mm)	Class I (<10 mm)
Sikagard®-705 L	**	****	****	****	****
Sikagard®-706 Thixo	***	****	****	****	****
Sikagard®-704 S	-	***	***	-	***
Sikagard®-730 Concrete Protect Plus	***	***	-	-	***
Sikagard®-740 W	****	**	**	-	**
Sikagard®-700 S	-	*	-	-	*



FOR OTHER TYPES OF STRUCTURES

Product	Environmental issues	Durability		
		Brick	Natural and Artificial Stone	Cement Render
Sikagard®-730 Concrete Protect Plus	***	****	***	****
Sikagard®-700 S	-	****	***	****
Sikagard®-703 W	****	***	**	****
Sikagard®-71 W	***	**	*	*

Key: **** Best technology for this criteria, ** Good technology for this criteria, * Not preferred technology for this criteria, - Not to be used for this criteria

Note 1: For structures made of brick or natural stone, preliminary testing is always recommended to ascertain the suitability of a hydrophobic impregnation.

Note 2: Caution should be taken when there is the presence of existing aggressive salts in an old structure, as these can have negative effects (salt dissolved in the pore solution will crystallize as the substrate dries out. This crystallization inside the porous structure induce expansive forces in the substrate that can lead to cracking and damage)

Note 3: Efficiency of hydrophobic impregnations will be reduced on pure limestone. Preliminary trial is recommended.



SIKA APPLICATION ENGINEERING FOR COST PERFORMANCE OPTIMIZATION

THE INFLUENCE OF JOB SITE CONDITIONS

The quality of existing concrete structures varies according to their age and exposure, the original construction methods and quality of the concrete, plus their location. The costs for materials and application depend on the specific project, including the substrate condition, the technical requirements, weather









conditions and the possible application methods etc. Therefore, a detailed condition survey must always be carried out to optimize the application details and reduce the overall costs. The table below explains the influence of different conditions during application and shows their implications.

Condition	Influence	Implication
Substrate		
<ul style="list-style-type: none"> ■ Very dense concrete 	<ul style="list-style-type: none"> ■ Reduced penetration 	<ul style="list-style-type: none"> ■ Preferred technology: Silane based materials ■ Use cream type for longer penetration time ■ Higher consumption to achieve the required penetration depth
<ul style="list-style-type: none"> ■ Very porous concrete 	<ul style="list-style-type: none"> ■ Deeper penetration ■ High absorption rate 	<ul style="list-style-type: none"> ■ Faster application speed ■ Preferred technology: Silane based materials
<ul style="list-style-type: none"> ■ Damp concrete 	<ul style="list-style-type: none"> ■ Lower penetration 	<ul style="list-style-type: none"> ■ Higher consumption to achieve the required penetration depth ■ Long waiting time between applications
<ul style="list-style-type: none"> ■ Substrates other beside concrete 	<ul style="list-style-type: none"> ■ Aesthetic Issues ■ Water beading effect 	<ul style="list-style-type: none"> ■ Preferred technologies: Siloxane or Siliconate based material
Weather		
<ul style="list-style-type: none"> ■ High temperatures and/or windy applications 	<ul style="list-style-type: none"> ■ Increase of loss and wastage ■ Fast evaporation 	<ul style="list-style-type: none"> ■ Use cream type products to reduce wastage
<ul style="list-style-type: none"> ■ Rain 	<ul style="list-style-type: none"> ■ Risk of wash out 	<ul style="list-style-type: none"> ■ Re-application might be required
Application Method:		
<ul style="list-style-type: none"> ■ Spray application 	<ul style="list-style-type: none"> ■ Fast application 	<ul style="list-style-type: none"> ■ Faster application but with higher consumption
<ul style="list-style-type: none"> ■ Hand application 	<ul style="list-style-type: none"> ■ Slow application 	<ul style="list-style-type: none"> ■ Lower wastage but with higher application costs
Type of Materials:		
<ul style="list-style-type: none"> ■ Liquid type 	<ul style="list-style-type: none"> ■ Lower quantity per application step possible 	<ul style="list-style-type: none"> ■ More application steps to reach the defined consumption rate
<ul style="list-style-type: none"> ■ Cream type 	<ul style="list-style-type: none"> ■ Longer contact time 	<ul style="list-style-type: none"> ■ Deeper penetration ■ Less application steps and faster working ■ Better application control
Health and Safety:		
<ul style="list-style-type: none"> ■ Solvent based products 	<ul style="list-style-type: none"> ■ More restrictions 	<ul style="list-style-type: none"> ■ Ventilation required during application, plus appropriate protective clothing
<ul style="list-style-type: none"> ■ Water based products 	<ul style="list-style-type: none"> ■ Less restrictions 	<ul style="list-style-type: none"> ■ Less protection required and lower costs

SIKA PRODUCT APPLICATION GUIDE

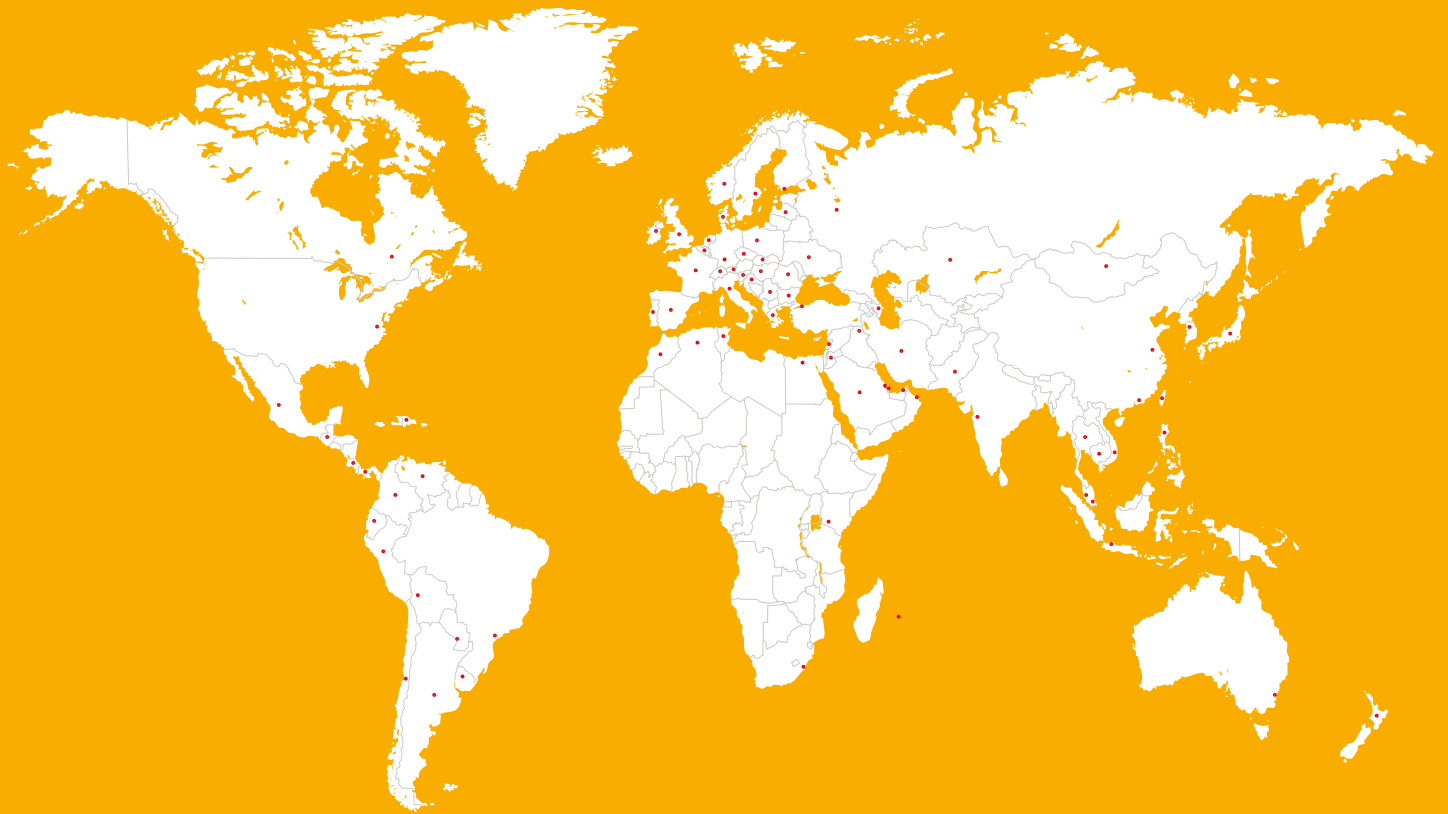
Efficient application reduces the total cost. To be efficient, wastage has to be limited and the right application tools should be used according to the structure, the site conditions and type of material. Sika supports our customers by providing detailed information regarding all relevant application

techniques and application tools to help save time and money on every site. The data below shall be considered as a recommendation. More detailed information is available in the Method Statement.

Product	CREAM TYPE	LIQUID TYPE
	 <p data-bbox="595 965 935 1021">Sikagard®-706 Thixo Sikagard®-730 Concrete Protect Plus</p>	 <p data-bbox="1027 965 1353 1055">Sikagard®-705 L, Sikagard®-704 S Sikagard®-740 W, Sikagard®-700 S Sikagard®-703 W, Sikagard®-71 W</p>
Substrate preparation	 <ul data-bbox="595 1294 999 1451" style="list-style-type: none"> ■ Cleaning with Low Pressure Water-jetting <18 MPa (<180 bars) ■ Allow surface to dry before to apply hydrophobic impregnation (surface humidity < 6%) 	 <ul data-bbox="1027 1294 1431 1451" style="list-style-type: none"> ■ Cleaning with Low Pressure Water-jetting <18 MPa (<180 bars) ■ Allow surface to dry before to apply hydrophobic impregnation (surface humidity < 6%)
Tools for large-scale application	 <p data-bbox="595 1675 975 1731">Airless Spray and Auto-feed Long-Haired Roller</p>	 <p data-bbox="1027 1675 1361 1704">Low Pressure Spray or Airless Spray</p>
Tools for small-scale application	 <p data-bbox="595 1966 999 1995">Professional Paint Brush or Long-Haired Roller</p>	 <p data-bbox="1027 1966 1414 1995">Long-Haired Roller or Low Pressure Spray</p>
Applications	1 - 2 applications*	2 - 3 applications*

*Dependent on the project requirements, weather conditions and targeted consumption defined to achieve the required penetration depth and performance.

GLOBAL BUT LOCAL PARTNERSHIP



FOR MORE INFORMATION:



WE ARE SIKA

Sika is a specialty chemicals company with a leading position in the development and production of systems and products for bonding, sealing, damping, reinforcing and protecting in the building sector and the motor vehicle industry. Sika's product lines feature concrete admixtures, mortars, sealants and adhesives, structural strengthening systems, flooring as well as roofing and waterproofing systems.

Our most current General Sales Conditions shall apply. Please consult the most current local Product Data Sheet prior to any use.



SIKA SERVICES AG
Tueffenwies 16
CH-8048 Zurich
Switzerland

Contact
Phone +41 58 436 40 40
Fax +41 58 436 41 50
www.sika.com

BUILDING TRUST

